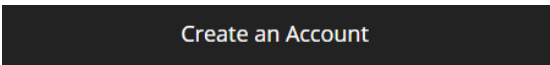


Monash University Kendo Club Membership Registration Step-by-Step

For Adult Members (16 years old and older)

1. Access MUKC's page on Team Monash's UniOne Club Management System by clicking [here](#).


2. Start the registration process by clicking .

3. Then click . If you already have a UniOne account, please disregard this step.


4. Once you have created an account, please sign in to your account.

5. Once you have signed in, you will see the below "Available groups to join" on your screen. Select "Join" besides "2019 Kendo Members".

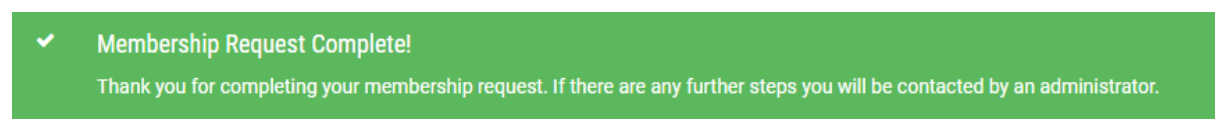
Available groups to join



6. You will then see the below on your screen. Select "Begin"



7. You will be brought to the membership form which you should complete. Please do so and click "Submit".
8. You should see the following message on your screen after clicking "Submit". You will also receive an email confirming the completion of the form.

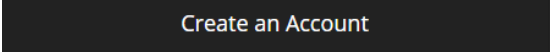


9. If you have successfully registered, the club committee will receive an email alert and can then approve your membership.

For Junior Members (Under 16 years old)

1. Access MUKC's page on Team Monash's UniOne Club Management System by clicking [here](#).

2. Start the registration process by clicking .


3. Then click . If you already have a UniOne account, please disregard this step.

4. Once you have created an account, please sign in to your account.


5. Once you have signed in, you will see the below "Available groups to join" on your screen. Select "Join" besides "MUKC Kids 2019".

- If you are a parent/guardian filling out the membership form on behalf of a child and you are training at MUKC, then you will also have to complete the "2019 Kendo Members" form for your own membership.

Available groups to join

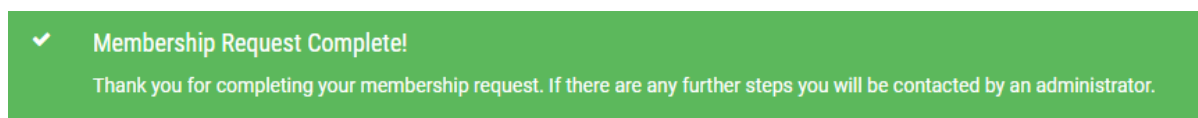


6. After selecting "Join", you will then see the below on your screen. Select "Begin"



7. You will be brought to the membership form which you should complete. Please read the questions carefully as some questions require information about the parent/guardian whilst other questions require information about the child(ren). Once you have completed the form, click "Submit".

8. You should see the following message on your screen after clicking "Submit". You will also receive an email confirming the completion of the form.



9. If you have successfully registered, the club committee will receive an email alert and can then approve your membership.